SPECTRAL COLOR TECHNOLOGY

SPECTRAL TECHNOLOGY

	SURFACE PREPARATION		ANTI-CORROSION PROTECTION	POLYESTER FILLER	INSULATION	FILLING	WET ON WET PRIMER	COLOR – FADING OUT	CLEARCOAT
NEW ELEMENT **FACTORY PROTECTION (CATAPHORESIS, ANAPHORESIS) WITHOUT DAMAGES**	**EXTRA 785*** UNIVERSAL DEGREASER *Use for each required degreasing in-between – Universal degreaser, – Efficiently removes fat and silicone, – Not aggressive, mild and gentle smell.	FACTORY PROTECTION DOES NOT DEMAND SANDING	**UNDER 365** ACRYLIC FILLER – Universal acrylic filler – Application without a necessity of sanding on original elements with cataphoretic coating – Can be used as a filler or insulator – Excellent dry machine sanding – Spectral grey system – Smooth surface P2 P3 P4 P2: 80% P4: 20% 4+1+0.5 (UNDER 365+ H6525+ SOLV 855) 1h/20°C 1÷3x, Ø1.6÷1.8 5÷10 min 30 h/20°C 30 min/60°C	–	–	–	YOU CAN USE UNDER 325 PRIMER TO ACHIEVE SHADES OF GREY	I New door II PRIMER Apply the primer on the door and its edges. III COLOR BASECOAT – 100% HIDING POWER Apply the color basecoat on the new element after treatment IV APPLYING THE FADE OUT THINNER Option: fade out thinners used for difficult colors: Spectral EXTRA 795 - for the Spectral BASE system V COLOR BASECOAT- 90% HIDING POWER Spread the second coat of the basecoat on the adjacent elements VI COLOR BASECOAT – 10÷15% HIDING POWER Spread the following coat of the basecoat VII CLEARCOAT – ALL 3 ELEMENTS Apply the clearcoat	**KLAR 505** VHS CLEARCOAT – Very high solid particle content (>60%), – High yield, – Quick drying, – For repairing small areas (up to a few elements), – Perfect levelling. 3+1 (KLAR 505 + H 6115) DIN 4/20°C 17÷19 s 1.5x (60 µm), Ø1.2÷1.3 5÷10 min 10÷25 min 12 h/20°C 35 min/60°C **KLAR 535 MAT** MATT ACRYLIC CLEARCOAT – High-quality matt coating – High scratching resistance (SR) – HS process - high solids content – Very good flowability – Fast drying – Increased chemical resistance 2+1+0.2 (KLAR 535+ H6125 + SOLV 855) DIN 4/20°C 18÷21 s 2÷3x, Ø1.3÷1.4 5÷10 min 10÷25 min 14 h/20°C 45 min/60°C **KLAR 555** SR CLEARCOAT PRODUKT ROKU 2011 PROFEXPERT – Increased scratch resistance (SR) – HS technology – high solid content – Perfect levelling – High ending hardness – Increased chemical resistance HS version: 2+1 (KLAR 555+H 6115), MS version: 2+1+0.2 (KLAR 555+H 6115+ SOLV 855) DIN 4/20°C HS version: 17÷19 s, MS version: 15÷17 s 1.5÷3x (60 µm), Ø1.3÷1.4 5÷10 min 10÷25 min 14 h/20°C 45 min/60°C **KLAR 565** VHS CLEARCOAT PRODUKT ROKU 2012 PROFEXPERT – Very short time to polishing (15 min/60°C or 30 min/50°C), – Long open time which allows for painting large areas (whole car), – High ending hardness curing at room and elevated temperature, – Perfect levelling, – Very high solid particle content (> 60 %). 2+1 (KLAR 565 + H 6115) DIN 4/20°C 15÷17 s 1.5x (60 µm), Ø1.2÷1.4 5÷10 min 7÷15 min 7 h/20°C 3 h/30°C 1 h/40°C 30 min/50°C 15 min/60°C **KLAR 575** SR CLEARCOAT – Increased scratch resistance (SR), – Easy application, – Perfect levelling, – Quick drying, – Easy adaptation in different conditions (fast, standard and slow hardener) 2+1+0.4 (KLAR 575 + H 6125 + SOLV 855) DIN 4/20°C 16÷18 s 2÷3x (60 µm), Ø1.3÷1.4 5÷10 min 10÷25 min 14 h/20°C 45 min/60°C
		Surface treatment P320÷P360/ Abrasive sponge FINE	YOU CAN CHOOSE FROM THE FOLLOWING ALTERNATIVE METHODS OF SECURING THE SPOTS SANDED TO BARE METAL **UNDER 385** EPOXY PRIMER 2K – Quick-drying epoxy primer, – Very good adhesion to metal elements and most plastics, except for PP, PE, PTFE (Teflon) and mixtures thereof, – Superb anti-corrosion resistance, – Perfect insulating properties, – Can be applied wet on wet. 1+1 (UNDER 385 + H 6985) 6h/20°C 1÷3x,Ø1,2÷1,4 P2 5÷10 min 30 min/20°C OR **UNDER 345** WASH PRIMER – Very good anti-corrosion protection, – Superb adhesion, – High yield, – Quick application, – Always apply an acrylic primer - do not apply the putty directly on the etching primer. 1+1 (UNDER 345 + H 6915) 2 days/20°C 1÷2x, Ø1.2÷1.5 3÷5 min 7 min/20°C	–	–	–	**UNDER 325** ACRYLIC PRIMER „WET ON WET" – To ensure the appropriate substrate color, in order to achieve the desired color effect and to reduce the basecoat consumption, – Superb levelling, – Smooth surface, – Quick drying, – Perfect adhesion to numerous substrates, – Spectral shades of grey system. 3+1+1,2 (UNDER 325 + H 6525 + SOLV 855) 90 min/20°C 1÷2x, Ø1.3÷1.4 5÷10 min 3 h/20°C 30 min/60°C P1 P2 P3 P4 P5		
NEW ELEMENT **FACTORY PROTECTION (CATAPHORESIS, ANAPHORESIS) MINOR DAMAGES**	**EXTRA 785*** UNIVERSAL DEGREASER *Use for each required degreasing in-between – Universal degreaser, – Efficiently removes fat and silicone, – Not aggressive, mild smell, – Gentle smell.	Surface treatment P320÷P360/ Abrasive sponge FINE	**FOR BARE METAL SANDING ONLY** **UNDER 385** EPOXY PRIMER 2K – Quick-drying epoxy primer, – Very good adhesion to metal elements and most plastics, except for PP, PE, PTFE (Teflon) and mixtures thereof, – Superb anti-corrosion resistance, – Perfect insulating properties, – Can be applied wet on wet. 1+1 (UNDER 385 + H 6985) 6h/20°C 1÷3x, Ø1,2÷1,4 P2 5÷10 min 30 min/20°C OR **UNDER 395** ANTI-CORROSION EPOXY PRIMER SPRAY – Aerosol product – Perfect for spot repairs to cover up bare metal areas – Special anti-corrosion additives – Smooth surface P3 2 min 2-3 coats 10-15 min/20°C 5 s	TO BE CHOSEN FROM, DEPENDING ON THE NEEDS 1 **SPECTRAL FINAL** FINISHING POLYESTER PUTTY – Fine fillers, – Very easy application, – Very smooth surface, – Soft treatment, – For repairing small defects. Putty treatment P180÷P240 – Preliminary treatment P240÷P320 – Finishing treatment 2 **SPECTRAL SOFT** MULTIFUNCTIONAL PUTTY – Universal polyester putty, – Combines properties of a filling and finishing putty, – Very easy application, – Superb sanding, – Smooth surface. Putty treatment P80÷P120 – Preliminary treatment P120÷P240 – Finishing treatment	**UNDER 385** EPOXY PRIMER 2K – Quick-drying epoxy primer, – Very good adhesion to metal elements and most plastics,except for PP, PE, PTFE (Teflon)and mixtures thereof, – Superb anti-corrosion resistance, – Perfect insulating properties, – Can be applied wet on wet. POLYESTER PUTTY INSULATION 1:1 (UNDER 385 + H 6985) 6h/20°C 1÷3x, Ø1,2÷1,4 P2 5÷10 min 30 min/20°C OR **UNDER 395** ANTI-CORROSION EPOXY PRIMER SPRAY – Aerosol product – Perfect for spot repairs to cover up bare metal areas – Special anti-corrosion additives – Smooth surface P3 2 min 2-3 coats 10-15 min/20°C 5 s	IF LEVELLING IS NECESSARY, ACRYLIC PRIMERS CAN BE ALTERNATIVELY USED FOR FILLING: 1 **UNDER 335** ACRYLIC PRIMER – Universal acrylic primer, – Can be used as filler or insulator, – Special anti-corrosion additives, – Spectral shades of grey system, – Smooth surface. 5+1+1 (UNDER 335 + H 6525 + SOLV 855) 1 h/20°C 1÷3x, Ø1.6 ÷1.8 5÷10 min 3 h/20°C 30 min/60°C P1 P2 P3 P4 P5 P360÷P500 2 **UNDER 355** ACRYLIC PRIMER – Filling acrylic primer, – Application of thick layers is possible, – Perfect for filling out scratches and substrate irregularities, – Superb dry mechanical treatment, – Easy sucking out of dust while sanding. 4+1+0,4 (UNDER 355 + H 6525 + SOLV 855) 1 h/20°C 1÷3x, Ø1.6 ÷1.8 10÷15 min 3 h/20°C 30 min/60°C P3 P360÷P500	–	**UNDER 325** ACRYLIC PRIMER „WET ON WET" – To ensure the appropriate substrate color, in order to achieve the desired color effect and to reduce the basecoat consumption, – Superb levelling, – Smooth surface, – Quick drying, – Perfect adhesion to numerous substrates, – Spectral shades of grey system. 3+1+1,2 (UNDER 325 + H 6525 + SOLV 855) 90 min/20°C 1÷2x, Ø1.3÷1.4 5÷10 min 3 h/20°C 30 min/60°C P1 P2 P3 P4 P5		
NEW ELEMENT **PROTECTION WITH NON-ORIGINAL (TRANSPORT) PRIMER**	**THINNER TEST** IF THE TRANSPORT PRIMER LAYER LACKS RESISTANCE DURING THE THINNER TEST, IT MUST BE REMOVED TO BARE METAL WITH P180-240 SANDPAPER. **EXTRA 785*** UNIVERSAL DEGREASER * Use for each required degreasing in-between – Universal degreaser, – Efficiently removes fat and silicone, – Not aggressive, mild and gentle smell. Surface treatment P320÷P360/ Abrasive sponge FINE	AFTER REMOVING NON-ORIGINAL (TRANSPORT) PRIMER OR IN THE SPOTS SANDED TO BARE METAL YOU CAN CHOOSE FROM THE FOLLOWING ALTERNATIVE METHODS OF SECURING 1 **UNDER 385** EPOXY PRIMER 2K – Quick-drying epoxy primer, – very good adhesion to metal elements and most plastics, except for PP, PE, PTFE (Teflon) and mixtures thereof – Superb anti-corrosion resistance, – Perfect insulating properties, – Can be applied wet on wet. 1:1 (UNDER 385 + H 6985) 6h/20°C 1÷3x, Ø1,2÷1,4 P2 5÷10 min 30 min/20°C OR **UNDER 395** ANTI-CORROSION EPOXY PRIMER SPRAY – Aerosol product – Perfect for spot repairs to cover up bare metal areas – Special anti-corrosion additives – Smooth surface P3 2 min 2-3 coats 10-15 min/20°C 5 s 2 **UNDER 345** WASH PRIMER – Very good anti-corrosion protection, – Superb adhesion, – High yield, – Quick application, – Always apply an acrylic primer - do not apply the putty directly on the etching primer. 1:1 (UNDER 345 + H 6915) 2 days/ 20°C 1÷2x, Ø1.2÷1.5 3÷5 min 7 min/20°C	FOR DAMAGED ELEMENTS, USE SPECTRAL FINAL OR SPECTRAL SOFT PUTTY FOR DAMAGED AREAS, THE WASH PRIMER MUST BE COATED WITH SPECTRAL ACRYLIC PRIMER AND SPECTRAL FINAL OR SPECTRAL SOFT PUTTY USED	IF A FILLER HAS BEEN USED, IT IS NECESARY TO INSULATE WITH AN EPOXY PRIMER UNDER 385 OR UNDER 395 SPRAY	IF LEVELLING IS NECESSARY, ACRYLIC PRIMERS CAN BE ALTERNATIVELY USED FOR FILLING: 1 **UNDER 335** ACRYLIC PRIMER – Universal acrylic primer, – Can be used as filler or insulator, – Special anti-corrosion additives, – Spectral shades of grey system, – Smooth surface. 5+1+1 (UNDER 335 + H 6525 + SOLV 855) 1 h/20°C 1÷3x, Ø1.6 ÷1.8 5÷10 min 3 h/20°C 30 min/60°C P1 P2 P3 P4 P5 P360÷P500 2 **UNDER 355** ACRYLIC PRIMER – Filling acrylic primer, – Application of thick layers is possible, – Perfect for filling out scratches and substrate irregularities, – Superb dry mechanical treatment, – Easy sucking out of dust while sanding. 4+1+0,4 (UNDER 355 + H 6525 + SOLV 855) 1 h/20°C 1÷3x, Ø1.6 ÷1.8 10÷15 min 3 h/20°C 30 min/60°C P3 P360÷P500	–	**UNDER 325** ACRYLIC PRIMER „WET ON WET" – To ensure the appropriate substrate color, in order to achieve the desired color effect and to reduce the basecoat consumption, – Superb levelling, – Smooth surface, – Quick drying, – Perfect adhesion to numerous substrates, – Spectral shades of grey system. 3+1+1,2 (UNDER 325 + H 6525 + SOLV 855) 90 min/20°C 1÷2x, Ø1.3÷1.4 5÷10 min 3 h/20°C 30 min/60°C P1 P2 P3 P4 P5		

SPECTRAL COLOR TECHNOLOGY

SPECTRAL TECHNOLOGY

DAMAGED ELEMENT WITH OLD PAINT COATING

SURFACE PREPARATION

1. Degreasing with Universal degreaser **EXTRA 785***

* Use for each required degreasing in-between

- Universal degreaser,
- Efficiently removes fat and silicone,
- Not aggressive, mild and gentle smell.

Surface treatment

SUBSTRATE PREPARATION, DEPENDING ON THE TYPE OF DAMAGE

ANTI-CORROSION PROTECTION / ADHESION INCREASING AGENT

YOU CAN CHOOSE FROM THE FOLLOWING METHODS OF ANTI-CORROSION PROTECTION:

1

UNDER 385
EPOXY PRIMER 2K

- Quick-drying epoxy primer,
- Very good adhesion to metal elements and most plastics, except for PP, PE, PTFE (Teflon) and mixtures thereof,
- Superb anti-corrosion resistance,
- Perfect insulating properties,
- Can be applied wet on wet.

1:1 (UNDER 385 + H 6985) | 6h/20°C | 1÷3x, Ø1,2÷1,4 | P2 | 5÷10 min | 30 min/20°C

OR

UNDER 395
ANTI-CORROSION EPOXY PRIMER SPRAY

- Aerosol product
- Perfect for spot repairs to cover up bare metal areas
- Special anti-corrosion additives
- Smooth surface

2 min | 2-3 coats | P3 | 10-15 min/20°C | 5 s

FOR BARE METAL SANDING, EXCELLENT INTERLAYER INSULATION

2

UNDER 345
WASH PRIMER

- Very good anti-corrosion protection,
- Superb adhesion,
- High yield,
- Quick application,
- Always apply an acrylic primer - do not apply the putty directly on the etching primer.

1:1 (UNDER 345 + H 6915) | 2 days/20°C | 1÷2x, Ø1,2÷1,5 | 3÷5 min | 7 min/20°C

UNDER 335
ACRYLIC PRIMER

- Universal acrylic primer,
- Can be used as filler or insulator,
- Special anti-corrosion additives,
- Spectral shades of grey system,
- Smooth surface.

5+1+1 (UNDER 335 + H 6525 + SOLV 855) | 1 h/20°C | 1÷3x, Ø1.6÷1.8 | 5÷10 min | 3 h/20°C 30 min/60°C | P1 P2 P3 P4 P5

POLYESTER FILLER

SPECTRAL FM
GLASS FIBER PUTTY

- High mar resistance,
- High elasticity,
- Low volumetric shrinkage,
- Easy treatment,
- Perfect repair of large defects.

SPECTRAL SOFT
MULTIFUNCTIONAL PUTTY

- Universal polyester putty,
- Combines properties of a filling and finishing putty,
- Very easy application,
- Superb sanding,
- Smooth surface.

SPECTRAL FINAL
FINISHING POLYESTER PUTTY

- Fine fillers,
- Very easy application,
- Very smooth surface,
- Soft treatment,
- For repairing small defects.

Putty treatment
P80÷P120 – preliminary treatment
P240÷P280 – finishing treatment

INSULATION

POLYESTER PUTTY INSULATION

UNDER 385
EPOXY PRIMER 2K

- Quick-drying epoxy primer,
- Very good adhesion to metal elements and most plastics, except for PP, PE, PTFE (Teflon) and mixtures thereof,
- Superb anti-corrosion resistance,
- Perfect insulating properties,
- Can be applied wet on wet.

1:1 (UNDER 385 + H 6985) | 6h/20°C | 1÷3x, Ø1,2÷1,4 | P2 | 5÷10 min | 30 min/20°C

OR

UNDER 395
ANTI-CORROSION EPOXY PRIMER SPRAY

- Aerosol product
- Perfect for spot repairs to cover up bare metal areas
- Special anti-corrosion additives
- Smooth surface

P3 | 2 min | 2-3 coats | 10-15 min/20°C | 5 s

FILLING

1

UNDER 335
ACRYLIC PRIMER

- Universal acrylic primer,
- Can be used as filler or insulator,
- Special anti-corrosion additives,
- Spectral shades of grey system
- Smooth surface.

5+1+1 (UNDER 335 + H 6525 + SOLV 855) | 1 h/20°C | 1÷3x, Ø1.6÷1.8 | 5÷10 min | 3 h/20°C 30 min/60°C | P1 P2 P3 P4 P5 | P360÷P500

2

UNDER 355
ACRYLIC PRIMER

- Universal acrylic primer,
- Can be used as filler or insulator,
- Special anti-corrosion additives,
- Spectral shades of grey system,
- Smooth surface.

4+1+0,4 (UNDER 355 + H 6525 + SOLV 855) | 1 h/20°C | 1÷3x, Ø1.6÷1.8 | 10÷15 min | 3 h/20°C 30 min/60°C | P3 | P360÷P500

WET ON WET PRIMER

–

UNDER 325
ACRYLIC PRIMER „WET ON WET"

- To ensure the appropriate substrate color, in order to achieve the desired color effect and to reduce the basecoat consumption,
- Superb levelling,
- Smooth surface,
- Quick drying,
- Perfect adhesion to numerous substrates,
- Spectral shades of grey system.

3+1+1,2 (UNDER 325 + H 6525 + SOLV 855) | 90 min/20°C | 1÷2x, Ø1.3÷1.4 mm | 5÷10 min | 3 h/20°C 30 min/60°C | P1 P2 P3 P4 P5

COLOR – FADING OUT

I

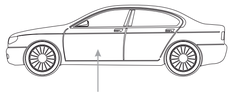

II

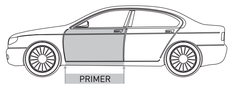

Apply the primer on the door and its edges.

III

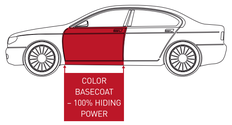

Apply the color basecoat on the new element after treatment

IV

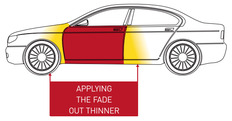

Option: fade out thinners used for difficult colors: Spectral EXTRA 795 - for the Spectral BASE system

V

Spread the second coat of the basecoat on the adjacent elements

VI

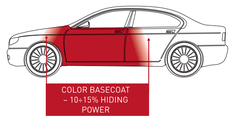

Spread the following coat of the basecoat

VII

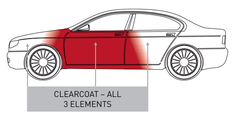

Apply the clearcoat

CLEARCOAT

KLAR 505
VHS CLEARCOAT

- Very high solid particle content (>60%),
- High yield,
- Quick drying,
- For repairing small areas (up to a few elements),
- Perfect levelling.

3+1 (KLAR 505 + H 6115) | DIN 4/20°C 17÷19 s | 1.5x (60 µm), Ø1.2÷1.3 | 5÷10 min | 10÷25 min | 12 h/20°C 35 min/60°C

KLAR 535 MAT
MATT ACRYLIC CLEARCOAT

- High-quality matt coating
- High scratching resistance (SR)
- HS process - high solids content
- Very good flowability
- Fast drying
- Increased chemical resistance

2+1+0.2 (KLAR 535+ H6125 + SOLV 855) | DIN 4/20°C 18÷21 s | 2÷3x, Ø1.3÷1.4 | 5÷10 min | 10÷25 min | 14 h/20°C 45 min/60°C

KLAR 555
SR CLEARCOAT

PRODUKT ROKU 2011 MAGAZYN LAKIERNICTWA

- Increased scratch resistance (SR)
- HS technology – high solid content
- Perfect levelling
- High ending hardness
- Increased chemical resistance

HS version: 2+1 (KLAR 555+H 6115), MS version: 2+1+0.2 (KLAR 555+H 6115+ SOLV 855) | DIN 4/20°C HS version: 17÷19 s, MS version: 15÷17 s | 1.5÷3x (60 µm), Ø1.3÷1.4 | 5÷10 min | 10÷25 min | 14 h/20°C 45 min/60°C

KLAR 565
VHS CLEARCOAT

PRODUKT ROKU 2012 MAGAZYN LAKIERNICTWA

- Very short time to polishing (15 min/60°C or 30 min/50°C),
- Long open time which allows for painting large areas (whole car),
- High ending hardness curing at room and elevated temperature,
- Perfect levelling,
- Very high solid particle content (> 60 %).

2+1 (KLAR 565 + H 6115) | DIN 4/20°C 15÷17 s | 1.5x (60 µm), Ø1.2÷1.4 | 5÷10 min | 7÷15 min | 7 h/20°C 3 h/30°C 1 h/40°C 30 min/50°C 15 min/60°C

KLAR 575
SR CLEARCOAT

- Increased scratch resistance (SR),
- Easy application,
- Perfect levelling,
- Quick drying,
- Easy adaptation in different conditions (fast, standard and slow hardener)

2+1+0.4 (KLAR 575 + H 6125 + SOLV 855) | DIN 4/20°C 16÷18 s | 2÷3x (60 µm), Ø1.3÷1.4 | 5÷10 min | 10÷25 min | 14 h/20°C 45 min/60°C

NEW PLASTICS

1. Preliminary wash the surface with water with added detergent.

2. Degrease with PLAST 815 antistatic degreaser for plastics **PLAST 815**

3. Hold at a temperature of 50°C for 20 min.

4. Degrease again with **PLAST 815**

5. Surface treatment

Abrasive needled cloth FINE

6. Degrease again with **PLAST 815**

PLAST 705
ADHESION INCREASING AGENT

- Perfect adhesion,
- Transparent,
- Applied thin,
- OBLIGATORY when varnishing polypropylene and mixtures thereof,
- RECOMMENDED when varnishing other plastics.

Deagrese | Clean and sand the substrat | Degrease | DIN 4/20°C 10÷12s | 1÷2x, Ø1,3÷1,4 | 5÷10 min | 5-10 min/20°C

- CLEARCOAT
- BASE
- ACRYLIC PRIMER
- PLAST 705 - ADHESION INCREASING AGENT
- PLASTIC

–

–

USE ONLY IF LEVELLING IS NECESSARY*
*Use PLAST 775 for flexible plastics

1

UNDER 335
ACRYLIC PRIMER

- Universal acrylic primer,
- Can be used as filler or insulator,
- Special anti-corrosion additives,
- Spectral shades of grey system,
- Smooth surface.

5+1+1 (UNDER 335 + H 6525 + SOLV 855) | 1 h/20°C | 1÷3x, Ø1.6÷1.8 | 5÷10 min | 3 h/20°C 30 min/60°C | P1 P2 P3 P4 P5 | P360÷P500

2

UNDER 355
ACRYLIC PRIMER

- Filling acrylic primer,
- Application of thick layers is possible,
- Perfect for filling out scratches and substrate irregularities,
- Superb dry mechanical treatment,
- Easy sucking out of dust while sanding.

4+1+0,4 (UNDER 355 + H 6525 + SOLV 855) | 1 h/20°C | 1÷3x, Ø1.6÷1.8 | 10÷15 min | 3 h/20°C 30 min/60°C | P3 | P360÷P500

–

UNDER 325
ACRYLIC PRIMER „WET ON WET"

- To ensure the appropriate substrate color, in order to achieve the desired color effect and to reduce the basecoat consumption,
- Superb levelling,
- Smooth surface,
- Quick drying,
- Perfect adhesion to numerous substrates,
- Spectral shades of grey system.

3+1+1,2 (UNDER 325 + H 6525 + SOLV 855) | 90 min/20°C | 1÷2x, Ø1.3÷1.4 mm | 5÷10 min | 3 h/20°C 30 min/60°C | P1 P2 P3 P4 P5

DAMAGED PLASTICS

1. Degrease with PLAST 815 antistatic Degreaser for plastics **PLAST 815**

Surface Treatment

Depending on the damages P240÷P280

UNDER 385
EPOXY PRIMER 2K

- Quick-drying epoxy primer,
- Very good adhesion to metal elements and most plastics, except for PP, PE, PTFE (Teflon) and mixtures thereof,
- Superb anti-corrosion resistance,
- Perfect insulating properties,
- Can be applied wet on wet.

1:1 (UNDER 385 + H 6985) | 6h/20°C | 1÷3x, Ø1,2÷1,4 | P2 | 5÷10 min | 30 min/20°C

OR

UNDER 395
ANTI-CORROSION EPOXY PRIMER SPRAY

- Aerosol product
- Perfect for spot repairs to cover up bare metal areas
- Special anti-corrosion additives
- Smooth surface

2 min | 2-3 coats | P3 | 10-15 min/20°C | 5 s

Can be used for most damaged plastics, except for PP and mixtures thereof

We recommend the following repair method for plastic elements made of PP and mixtures thereof:

- CLEARCOAT
- BASE
- ACRYLIC PRIMER (OPTIONAL)
- EPOXY PRIMER
- PLAST BP - PUTTY FOR PLASTICS
- ACRYLIC PRIMER
- PLAST 705- ADHESION INCREASING AGENT
- PLASTIC

SPECTRAL PLAST
PUTTY FOR PLASTICS

- Very elastic,
- Soft,
- Resistant against chipping,
- Excellent adhesion to most plastics (except for PP, PE, PTFE and mixtures thereof).

UNDER 385
EPOXY PRIMER 2K

- Quick-drying epoxy primer,
- Very good adhesion to metal elements and most plastics, except for PP, PE, PTFE (Teflon) and mixtures thereof,
- Superb anti-corrosion resistance,
- Perfect insulating properties,
- Can be applied wet on wet.

1:1 (UNDER 385 + H 6985) | 6h/20°C | 1÷3x, Ø1,2÷1,4 | P2 | 5÷10 min | 30 min/20°C

OR

UNDER 395
ANTI-CORROSION EPOXY PRIMER SPRAY

- Aerosol product
- Perfect for spot repairs to cover up bare metal areas
- Special anti-corrosion additives
- Smooth surface

P3 | 2 min | 2-3 coats | 10-15 min/20°C | 5 s

POLYESTER PUTTY INSULATION

IF A FILLER HAS BEEN USED, IT IS NECESSARY TO INSULATE WITH AN EPOXY PRIMER

USE ONLY IF LEVELLING IS NECESSARY

1

UNDER 335
ACRYLIC PRIMER

- Universal acrylic primer,
- Can be used as filler or insulator,
- Special anti-corrosion additives,
- Spectral shades of grey system,
- Smooth surface.

5+1+1 (UNDER 335 + H 6525 + SOLV 855) | 1 h/20°C | 1÷3x, Ø1.6÷1.8 | 5÷10 min | 3 h/20°C 30 min/60°C | P1 P2 P3 P4 P5 | P360÷P500

2

UNDER 355
ACRYLIC PRIMER

- Filling acrylic primer,
- Application of thick layers is possible,
- Perfect for filling out scratches and substrate irregularities,
- Superb dry mechanical treatment,
- Easy sucking out of dust while sanding.

4+1+0,4 (UNDER 355 + H 6525 + SOLV 855) | 1 h/20°C | 1÷3x, Ø1.6÷1.8 | 10÷15 min | 3 h/20°C 30 min/60°C | P3 | P360÷P500

–

UNDER 325
ACRYLIC PRIMER „WET ON WET"

- To ensure the appropriate substrate color, in order to achieve the desired color effect and to reduce the basecoat consumption,
- Superb levelling,
- Smooth surface,
- Quick drying,
- Perfect adhesion to numerous substrates,
- Spectral shades of grey system.

3+1+1,2 (UNDER 325 + H 6525 + SOLV 855) | 90 min/20°C | 1÷2x, Ø1.3÷1.4 mm | 5÷10 min | 3 h/20°C 30 min/60°C | P1 P2 P3 P4 P5