

Technical data sheet

Spectral FINAL

Finishing putty

Two-component finishing polyester putty





RELATED PRODUCTS






Betox 50PC

Hardener

PROPERTIES

- Fine fillers
- Very easy application
- Very smooth surface
 - Soft treatment
- For repairing small defects

SUBSTRATES		
Old paint coatings	Degrease, dry sand P220 ÷ P280, degrease again.	
Polyester laminates	Degrease, dry sand P80 ÷ P120, degrease again.	
Steel	Degrease, dry sand P80 ÷ P120, degrease again.	
Galvanised steel	Degrease, matt with an abrasive needled cloth, degrease again.	
Aluminium	Degrease, matt with an abrasive needled cloth, degrease again.	
Two-component acrylic primers	Degrease, dry sand P220 ÷ P280, degrease again.	
UNDER 305-00	Degrease, dry sand P220 ÷ P280, degrease again.	
UNDER 385	From 30 minutes to 12 h at 20°C: without sanding Over 12 h: degrease, dry sand P220 ÷ P280, and degrease.	
UNDER 385-00	From 30 minutes to 12 h at 20°C: without sanding Over 12 h: degrease, dry sand P220 ÷ P280, and degrease.	
Caution: The filler should not be applied directly on reactive sealers (wash primers) or one-component acrylic and nitrocellulose products.		
MIXING RATIO		
	Spectral FINAL	Weight ratio
	HARDENER	100 g 2 g
CONTENT OF VOLATILE ORGANIC COMPOUNDS		
VOC II/B/b limit *	250 g/l	
Actual VOC content	90 g/l	
* For ready to apply mixture compliant with Directive UE 2004/42/CE		
APPLICATION CONDITIONS		
The putty should be applied at a temperature above +10 °C.		
APPLICATION		
	Clean and sand the surface.	
	Degrease with Spectral EXTRA 785.	
	Mix the components thoroughly until obtaining a uniform colour. Observe the required amount of hardener. It is advisable to use a putty dispenser in order to obtain the appropriate component ratio.	

	Apply the putty. Maximum layer thickness: 5 mm.	
	4 ÷ 6 minutes/20 °C	
DRYING TIMES		
	20 °C	60 °C
	20 ÷ 30 minutes	10 minutes
CAUTION: Drying times apply to the temperatures of the individual elements.		
DRYING WITH AN INFRARED RADIATOR		
	Distance Time depending on the type and power of the lamp	Follow the recommendations of the equipment manufacturer. Approximately 5 min.
SANDING		
	Rough	P180 ÷ P240
	Finish	P240 ÷ P320
COLOUR		
White		
EQUIPMENT CLEANING		
NC solvent		
STORAGE CONDITIONS		
Store in a dry and cool room, away from sources of fire and heat. Avoid direct exposure to sunlight.		
SHELF LIFE		
Spectral FINAL	24 months/20 °C	
HARDENER	18 months/20 °C	
SAFETY		
See Safety Data Sheet.		
OTHER INFORMATIONS		
Registration number 000024104		
The effectiveness of our systems results from laboratory research and many years of experience. The data contained herein meets the current knowledge about our products and their application potential. We ensure high quality, provided the user follows the instructions and the work is performed in accordance with good workmanship. It is necessary to do a test application of the product due to its potentially different reaction with different materials. We may not be held liable for defects if the final result was affected by factors beyond our control.		