



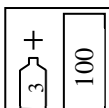



Technical data sheet

PURE

Styrenefree putty

PROPERTIES		
PURE was produced without the addition of any solvents or monomers, which makes it odorless, environmentally friendly and safe for employees. The putty shows good adhesion to carbon steel, aluminum, wood and styrofoam without the risk of its destruction		
SUBSTRATES		
polyester laminates	dry sand with P80-P120 and degrease again with the PLUS 780 silicone degreaser	
steel	degrease, dry sand with P80 – P120, degrease again	
aluminium	degrease, mat with an abrasive needle cloth and degrease again	
two-component acrylic fillers	degrease, dry sand with P220 – P280, degrease again	
old paint coatings	degrease, dry sand with P220 – P280, degrease again	
CAUTION		
<div>Hardens only with Cetox 30P hardener.</div> <div>For the best adhesion, it is recommended to apply the putty on acrylic primers.</div> <div>Apply the putty only on 2K acrylic primers. Do not apply polyester putty directly on top wash primers or one-component acrylic and nitrocellulose products.</div>		
MIXING RATIO		
<div><div><div><div></div><div>+</div></div><div><div>3</div></div></div><div><div>100</div></div></div>	PUTTY HARDENER	Weight ratio
		100g 3g
APPLICATION LIFE FROM MIXING WITH THE HARDENER		
4 to 6 min at 20°C.		
DRYING TIME		
Ca. 120 min at 20°C.		
The time can be shortened by heating for 10 minutes at a maximum of 60°C.		
COATABILITY		
Finishing polyester putty, spray polyester filler, acrylic primers,		

03.12.2020

APPLICATION CONDITIONS		
The minimum application temperature is +10°C		
APPLICATION		
	Clean and sand the surface	
	Degrease the surface with PLUS 780	
	Hardens only with Cetox 30P hardener. Observe the required amount of hardener. Mix the components thoroughly until a uniform colour is obtained. Weight quantity of components: Add 100 g of PURE to 3 g of Hardener (Cetox 30P). Binding time: 4 to 6 minutes at 20°C	
	Apply a layer of 5 mm max with a putty knife.	
	Wait ca. 120 minutes (at 20°C)	
	rough	finish
	P80 – P120	P120 – P240
COLOUR		
Lightly violet, yellow after addition hardener		
DENSITY		
1,4 g/ml		
CONTENT OF VOLATILE ORGANIC COMPOUNDS (VOC)		
VOC II/B/b limit* = 250g/l		0 g/l
*For ready to use mixture.		
EQUIPMENT CLEANING		
THIN 850 acrylic thinner or NC solvent.		

STORAGE CONDITIONS

Store in a cool dry room, away from sources of fire and heat.
Avoid direct exposure to sunlight.

SHELF LIFE

PURE	12 months/20°C
Cetox 30P Hardener	18 months/20°C

SAFETY

See Safety Data Sheet.

NOTES

Intended for professional use only.
Hardens only with Cetox 30P hardener.

OTHER INFORMATION

Registration number: 000024104

The effectiveness of our systems results from laboratory research and many years of experience. The data contained herein meets the current knowledge about our products and their application potential. We ensure high quality, provided the user follows the instructions and the work is performed in accordance with good workmanship. It is necessary to do a test application of the product due to its potentially different reaction with different materials. We may not be held liable for defects if the final result was affected by factors beyond our control.