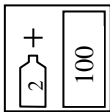


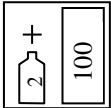





Technical data sheet

MULTILIGHT

Light putty

PROPERTIES			
<p>MULTILIGHT is a multifunctional polyester putty for filling and finishing. Thanks to the special fillers it contains, the product's density is about 40% lower when compared with conventional putties. Additional features of the putty are its smooth surface after application, high surface dryness and superb treatment.</p>			
SUBSTRATES			
polyester laminates	dry sand with P80-P120 and degrease again with PLUS 780 silicone degreaser		
steel	degrease, dry sand with P80 – P120 and degrease again		
galvanised steel	degrease, mat with an abrasive finishing pad and degrease again		
aluminium	degrease, mat with an abrasive finishing pad and degrease again		
two-component acrylic fillers	degrease, dry sand with P220 – P280 and degrease again		
old paint coatings	degrease, dry sand with P220 – P280 and degrease again		
CAUTION			
<p>Do not apply polyester putty directly on top wash primers or one-component acrylic and nitrocellulose products.</p> <p>The putty adheres to most types of galvanised steel used today.</p>			
MIXING RATIO			
	PUTTY HARDENER	Volume ratio	Weight ratio
		100 ml 2 ml	100g 2g
APPLICATION LIFE FROM MIXING WITH THE HARDENER			
From 3 to 6 min at 20°C.			

DRYING TIME					
<p>From 20 to 30 min at 20°C. The time can be shortened by heating for 10 minutes at a maximum temperature of 60°C.</p>					
COATABILITY					
<p>Finishing polyester putty, spray polyester filler, filling acrylic primers</p>					
APPLICATION CONDITIONS					
<p>The minimum application temperature is +10°C</p>					
APPLICATION					
	<p>Clean and sand the surface.</p>				
	<p>Degrease the surface with PLUS 780.</p>				
	<p>Observe the required amount of hardener. Mix the components thoroughly until a uniform colour is obtained. Weight quantity of components: add 100 ml of MULTILIGHT to 2 ml of Hardener. Binding time: from 3 to 6 minutes at 20°C.</p>				
	<p>Apply a layer of 5 mm max with a putty knife.</p>				
	<p>Wait for 20 to 30 minutes (at 20°C).</p>				
	<table border="1" style="width: 100%; text-align: center;"> <tr> <td style="width: 50%;">rough</td> <td style="width: 50%;">finish</td> </tr> <tr> <td>P80-P120</td> <td>P120-P240</td> </tr> </table>	rough	finish	P80-P120	P120-P240
rough	finish				
P80-P120	P120-P240				
COLOUR					
<p>White</p>					
CONTENT OF VOLATILE ORGANIC COMPOUNDS (VOC)					
<p>VOC II/B/b limit*</p>	<p>250 g/l</p>				
<p>Actual VOC content</p>	<p>90 g/l</p>				

*For ready to use mixture.

EQUIPMENT CLEANING

NC solvent, THIN 888 or acetone

STORAGE CONDITIONS

Store in a dry and cool room, away from sources of fire and heat.

Avoid direct exposure to sunlight.

SHELF LIFE

MULTILIGHT	12 months/20°C
------------	----------------

Hardener	18 months/20°C
----------	----------------

SAFETY

See the Safety Data Sheet.

NOTES

Intended for professional use only.

OTHER INFORMATIONS

Registration number: 000024104

The effectiveness of our systems results from laboratory research and many years of experience. The data contained herein meets the current knowledge about our products and their application potential. We ensure high quality, provided the user follows the instructions and the work is performed in accordance with good workmanship. It is necessary to do a test application of the product due to its potentially different reaction with different materials. We may not be held liable for defects if the final result was affected by factors beyond our control.