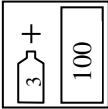








Technical data sheet
EASY SAND
 Light putty

PROPERTIES			
<p>The EASY SAND putty – a light multifunctional putty. The use of state-of-the-art fillers resulted in a fine product with low density. The effect is very good and easy application, excellent sandability and low shrinkage during curing. The properties combined with good adhesion allow using the product on large and small surfaces. Due to low density, it is recommended to use a higher hardener content than in regular putties. The content is around 3%.</p>			
SUBSTRATES			
polyester laminates	dry sand with P80-P120 and degrease again with the PLUS 780 silicone degreaser		
steel	degrease, dry sand with P80 – P120, degrease again		
galvanised steel	degrease, mat with an abrasive finishing pad and degrease again		
aluminium	degrease, mat with an abrasive finishing pad and degrease again		
two-component acrylic fillers	degrease, dry sand with P220 – P280, degrease again		
old paint coatings	degrease, dry sand with P220 – P280, degrease again		
CAUTION			
<p>Do not apply polyester putty directly on top wash primers or one-component acrylic and nitrocellulose products.</p> <p>The putty adheres to most types of galvanised steel used today.</p>			
MIXING RATIO			
	PUTTY HARDENER	Volume ratio	Weight ratio
		100 ml 3 ml	100 g 3 g
APPLICATION LIFE FROM MIXING WITH THE HARDENER			
3 to 6 min at 20°C.			

DRYING TIME		
20 to 30 min at 20°C. The time can be shortened by heating for 10 minutes at a maximum of 60°C.		
COATABILITY		
Finishing polyester putty, spray polyester filler, acrylic primers		
APPLICATION CONDITIONS		
The minimum application temperature is +10°C		
APPLICATION		
	Clean and sand the surface	
	Degrease the surface with PLUS 780	
	Observe the required amount of hardener. Mix the components thoroughly until a uniform colour is obtained. Weight quantity of components: Add 100 g of EASY SAND to 3 g of Hardener. Binding time: 3 to 6 minutes at 20°C	
	Apply a layer of 5 mm max with a putty knife.	
	Wait for 20 to 30 minutes (at 20°C)	
	rough	finish
	P80 – P120	P120 – P240
COLOUR		
Beige		
MASS DENSITY		
0.83 – 0.95 g/cm ³		
CONTENT OF VOLATILE ORGANIC COMPOUNDS (VOC)		
VOC II/B/b limit* = 250g/l	90 g/l	

*For ready to use mixture.	
EQUIPMENT CLEANING	
THIN 850 acrylic thinner or NC solvent.	
STORAGE CONDITIONS	
Store in a cool dry room, away from sources of fire and heat. Avoid direct exposure to sunlight.	
SHELF LIFE	
EASY SAND 1,0 L	24 months/20°C
Hardener	18 months/20°C
SAFETY	
See Safety Data Sheet.	
NOTES	
Intended for professional use only.	
OTHER INFORMATION	
Registration number: 000024104 The effectiveness of our systems results from laboratory research and many years of experience. The data contained herein meets the current knowledge about our products and their application potential. We ensure high quality, provided the user follows the instructions and the work is performed in accordance with good workmanship. It is necessary to do a test application of the product due to its potentially different reaction with different materials. We may not be held liable for defects if the final result was affected by factors beyond our control.	