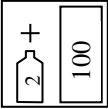


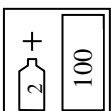

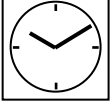



**Technical data sheet**  
**UNISOFT**  
 Soft putty

<b>PROPERTIES</b>		
<p><b>UNISOFT</b> putty with a very broad scope of use. Intended to be applied in thicker layers and perfectly repairs even larger of defects. Soft putty intended for manual and machine sanding; with very good adhesion to various substrates, e.g. carbon steel, aluminium, galvanised steel and old coatings. Thanks to its elasticity, the putty has an excellent resistance to cracking.</p>		
<b>SUBSTRATES</b>		
polyester laminates	dry sand with P80-P120 and degrease again with the PLUS 780 silicone degreaser	
steel	degrease, dry sand with P80 – P120, degrease again	
galvanised steel	degrease, mat with an abrasive finishing pad and degrease again	
aluminium	degrease, mat with an abrasive finishing pad and degrease again	
two-component acrylic fillers	degrease, dry sand with P220 – P280, degrease again	
old paint coatings	degrease, dry sand with P220 – P280, degrease again	
<b>CAUTION</b>		
<p>Do not apply polyester putty directly on top wash primers or one-component acrylic and nitrocellulose products.</p> <p>The putty adheres to most types of galvanised steel used today.</p>		
<b>MIXING RATIO</b>		
	PUTTY HARDENER	Weight ratio
		100g 2g
<b>APPLICATION LIFE FROM MIXING WITH THE HARDENER</b>		
4 to 6 min at 20°C.		

DRYING TIME		
20 to 30 min at 20°C. The time can be shortened by heating for 10 minutes at a maximum of 60°C.		
COATABILITY		
Finishing polyester putty, spray polyester filler, acrylic primers, epoxy primers		
APPLICATION CONDITIONS		
The minimum application temperature is +10°C		
APPLICATION		
	Clean and sand the surface	
	Degrease the surface with PLUS 780	
	Observe the required amount of hardener. Mix the components thoroughly until a uniform colour is obtained. Weight quantity of components: Add 100 g of UNISOFT to 2 g of Hardener.  Binding time: 4 to 6 minutes at 20°C	
	Apply a layer of 5 mm max with a putty knife.	
	Wait for 20 to 30 minutes (at 20°C)	
	rough	finish
	P80 – P120	P120 – P240
COLOUR		
Beige		

<b>CONTENT OF VOLATILE ORGANIC COMPOUNDS (VOC)</b>	
VOC II/B/b limit* = 250g/l	90 g/l
*For ready to use mixture.	
<b>EQUIPMENT CLEANING</b>	
THIN 850 acrylic thinner or NC solvent.	
<b>STORAGE CONDITIONS</b>	
Store in a cool dry room, away from sources of fire and heat. Avoid direct exposure to sunlight.	
<b>SHELF LIFE</b>	
UNISOFT: 0,25kg, 0,5kg, 0,75kg, 1,0kg, 1,8kg	24 months/20°C
UNISOFT: 4,5kg	12 months/20°C
Hardener	18 months/20°C
<b>SAFETY</b>	
See Safety Data Sheet.	
<b>NOTES</b>	
Intended for professional use only.	
<b>OTHER INFORMATION</b>	
<p>Registration number: 000024104</p> <p>The effectiveness of our systems results from laboratory research and many years of experience. The data contained herein meets the current knowledge about our products and their application potential. We ensure high quality, provided the user follows the instructions and the work is performed in accordance with good workmanship. It is necessary to do a test application of the product due to its potentially different reaction with different materials. We may not be held liable for defects if the final result was affected by factors beyond our control.</p>	

